

A

AUDLEY
VILLAGES

AUDLEY LUXURY
GUEST SUITES







TREAT YOURSELF TO A STAY IN AN AUDLEY GUEST SUITE

Whether you're an Audley property owner, Audley Club member or you're receiving Audley Care, you've got the opportunity to visit any of our UK villages and book a stay in one of our luxury guest suites. You'll find all rooms complete with a king size bed and en suite bathroom, flat screen television with Freeview channels, and a hospitality tray with a selection of complimentary teas and coffees.


Book a stay and enjoy full use of the Audley Club[†] swimming pool and restaurant, complete with continental breakfast. And while you're there, why not explore the surrounding area? This brochure will allow you to discover a little more about each village and what you'll find nearby.

To make a booking or for more information, speak to your General Manager or Audley Care Branch Manager today.

We look forward to welcoming you.

[†]Facilities vary by village.

Images from a variety of Audley Villages.
All images for illustration purposes only.



AUDLEY BINSWOOD

Set within Royal Leamington Spa conservation area lies Audley Binswood. A village inspired by its stunning centrepiece, the Victorian Gothic Binswood Hall.

THE SURROUNDING AREA

If you enjoy culture and entertainment, you'll find it right on your doorstep. The Royal Spa Centre on Newbold Terrace is a purpose-built theatre and cinema, which hosts all the latest productions and screenings.

Also close to Royal Leamington Spa is Warwick Castle, which is full of history, activities and events. And based in nearby Stratford-upon-Avon is the Royal Shakespeare Company, one of the world's best known theatre companies.





Bluebell Wood, The Chilterns, Buckinghamshire


AUDLEY CHALFONT DENE


Set alongside the rolling Chiltern Hills and located to the north-eastern edge of the village of Chalfont St Peter in Buckinghamshire, is Audley Chalfont Dene.

THE SURROUNDING AREA

The Chilterns are an Area of Outstanding Natural Beauty (AONB), perfect for nature lovers to explore. This rural paradise covers an extensive 324 square miles and stretches across no less than four counties.

Chalfont St Peter also has a bustling shopping area with a wide range of leisure activities. The National Trust gardens of Cliveden make for a memorable trip, with glorious grounds and one of the most picturesque stretches of the River Thames. Nearby Chenies Manor House features a Tudor sunken garden, Victorian kitchen garden and winding hedge maze to get wonderfully lost in.





Bolton Abbey, Yorkshire Dales

AUDLEY CLEVEDON

Nestled among the glorious Yorkshire Dales in the village of Ben Rhydding, and just 2 miles from the town of Ilkley, lies Audley Clevedon.

THE SURROUNDING AREA

Ilkley has a wonderful array of specialist shops, galleries and award-winning parks. Should you wish to take in a spot of local culture, there is also a popular theatre, museum, concert hall and library to visit.

During your stay at Audley Clevedon, why not head to Bolton Abbey, just a short distance away, and explore the ruins of the Priory? Beautiful Harrogate is also nearby, with its spa waters, RHS Garden Harlow Carr and the stunning Yorkshire Dales National Park. For something more stately, Harewood House, located in Harewood near Leeds, is well worth a visit.



AUDLEY COOPER'S HILL

Audley Cooper's Hill is set in Magna Carta Park, near the leafy village of Englefield Green in Surrey, moments away from the Magna Carta Memorial.

THE SURROUNDING AREA

Bordering the town of Egham, Englefield Green is a peaceful village near Windsor and Runnymede with direct links to London.

Windsor has a great variety of places to eat, drink, shop and explore, including majestic Windsor Castle, and the historic Theatre Royal Windsor, which offers a wide range of quality drama, comedy, musicals and opera throughout the year.

Nearby is Savill Garden and Windsor Great Park, with its impressive 4,800 acres of land, award-winning gardens, ancient woodland and winding forest trails. There's also the beautiful lake, ornamental Cascade Waterfall and tranquil woodland shores of Virginia Water.



Windsor Castle





AUDLEY ELLERSLIE

Nestled on the edge of the breathtaking Malvern Hills, in the charming town of Malvern, lies Audley Ellerslie.

THE SURROUNDING AREA

Malvern is home to an array of cafés, shops, galleries, markets and restaurants, as well as bookshops, antique dealers, fashion boutiques and, of course, the popular Malvern Theatre.

A 40-minute walk from Audley Ellerslie to the Worcestershire Beacon provides the perfect vantage point for some of England's grandest views – eastwards towards the Cotswolds, northwards towards Shropshire and westwards towards the misty mountains of Wales. The Hills are also a ramblers' paradise, providing ideal walking conditions for all abilities.





AUDLEY INGLEWOOD

Located near to Kintbury and Hungerford in West Berkshire lies Audley Inglewood, built on land once owned by William the Conqueror.

THE SURROUNDING AREA

Theatre enthusiasts will be spoilt by the Watermill Theatre in Newbury. Many shows are produced here prior to touring the UK - some of which even make it to the West End.

Nearby Highclere Castle is not only one of England's most beautiful Victorian castles but it's also home to ITV favourite, Downton Abbey. Windsor Castle, one of the oldest and largest inhabited castles in the world, is also within easy reach.





Mote Park, Maidstone


AUDLEY MOTE HOUSE

Set within 450 acres of parkland, lies Audley Mote House. The main house is a Grade II* listed Georgian mansion, which has been restored to its original beauty.

THE SURROUNDING AREA

Audley Mote House is near the village of Bearsted and a short drive from Maidstone town centre. Nearby Leeds Castle, with 500 acres of beautiful parkland and formal gardens, offers all year round events. While you're there, why not go back in time with a visit to Chatham Historic Dockyard, a place that played a vital role in building and repairing ships to support the Royal Navy.

Also nearby is Great Dixter, a historic house, garden and centre of education, once the family home of gardener Christopher Lloyd and the focus of his energy and enthusiasm, fuelling over 40 years of books and articles.



AUDLEY NIGHTINGALE PLACE

Located in the heart of Clapham, overlooking the historic Clapham Common, Audley Nightingale Place is Audley's first London village.

THE SURROUNDING AREA

Originally common land for the parishes of Battersea and Clapham, from the 1790's onwards many fine houses were built around Clapham common, as it became a fashionable location - and still is today.

Audley Nightingale Place has everything from beautiful walks to a wide variety of boutique shops, restaurants, bars and the area's independent Picturehouse cinema on its doorstep.

The village is also conveniently located for Central London. Catch the Underground or use the regular bus service running right outside the village to be in the heart of the city within 20 minutes, where you'll find all the culture that London is famous for.




Clapham Common





Sand Bay, Somerset



AUDLEY REDWOOD

Audley Redwood is set within acres of beautifully landscaped parkland and is a short drive from the bustling city of Bristol.

THE SURROUNDING AREA

Just minutes from historic Clifton and the spectacular North Somerset coast, there are breathtaking scenes, right on the doorstep of Audley Redwood. Clifton is home to Brunel's famous Suspension Bridge and boasts everything from beautiful walks to an array of independent boutiques within the famous Clifton Arcade.

Bristol itself is a lively city, built around the River Avon, with a fantastic choice of shops, restaurants, museums and the world famous Bristol Old Vic Theatre.




AUDLEY STANBRIDGE EARLS

Set within 32 acres of beautiful woodland, just minutes from the vibrant medieval market town of Romsey, lies Audley Stanbridge Earls.

THE SURROUNDING AREA

Romsey, in the Test Valley area of Hampshire, is just 11 miles from the bustling port of Southampton and 15 miles from Winchester, one of England's ancient capitals.

Just outside the town is the eighteenth century mansion, Broadlands. Set in extensive parklands, it hosts a range of craft shows, concerts and events throughout the year. Nearby Mottisfont Abbey is well known for its walled kitchen garden and stunning collection of roses. Walkers can enjoy parts of the 44-mile Test Way, which follows the course of the tranquil River Test, or for nature-lovers, the New Forest offers beautiful countryside and stunning views.





Purple heather, Peak District National Park



AUDLEY ST ELPHIN'S PARK

Located in the Derbyshire Dales, minutes from the Peak District National Park, lies Audley St Elphin's Park.

THE SURROUNDING AREA

The Limestone Dales found in Derbyshire and the Peak District provide some of the most spectacular and picturesque scenery in the UK, and a dramatic backdrop to some of the best walks in Britain. Nearby you will find the beautiful Chatsworth House and Haddon Hall, and the magnificent Victorian Opera House in Buxton.

St Elphin's Park is less than 7 miles from Bakewell. Home of the famous Bakewell pudding, this bustling market town located on the River Wye has many lovely shops, restaurants and picturesque walks along the river.




AUDLEY ST GEORGE'S PLACE

Set in leafy Edgbaston, just minutes from the vibrant and cultural city of Birmingham is Audley St George's Place.

THE SURROUNDING AREA

St George's Place is perfectly situated near the centre of Birmingham with easy access to concerts, theatres, galleries and shops. The desirable and peaceful suburb of Edgbaston has several bars, a renowned restaurant and shops close at hand.

Not one but three nature conservation areas are nearby, together with the Edgbaston Reservoir and the Botanical Gardens - some 15 acres of superb gardens with one of the finest collections of plants in the Midlands.





The Pantiles, Royal Tunbridge Wells

AUDLEY WILLICOMBE PARK

Audley Willicombe Park is a thriving retirement village located in the desirable town of Royal Tunbridge Wells, just a short commute from London.

THE SURROUNDING AREA

Royal Tunbridge Wells is ideally located for a whole range of cultural and leisure activities, while the nearby countryside is recognised as one of England's finest landscapes. This charming historic town is home to an exciting array of shops, restaurants and pubs, with an elegant colonnaded walkway, known as The Pantiles, at its picturesque centre. Local historic attractions include the beautiful gardens at Penshurst Place.

Willicombe Park is a short train ride from the hustle and bustle of London, yet close to the unspoilt beauty of the surrounding High Weald, offering the best of both town and country.









info@audleyvillages.co.uk

Binswood, Royal Leamington Spa,
Warwickshire.

Chalfont Dene, Chalfont St Peter,
Buckinghamshire.

Clevedon, Ilkley, Yorkshire.

Cooper's Hill, Englefield Green, Surrey.

Ellerslie, Malvern, Worcestershire.

Flete House, Ivybridge, Devon.

Inglewood, Kintbury, Berkshire.

Mote House, Bearsted, Kent.

Nightingale Place, Clapham, London.

Redwood, Failand, Bristol.

Stanbridge Earls, Romsey, Hampshire.

St Elphin's Park, Darley Dale, Derbyshire.

St George's Place, Edgbaston, Birmingham.

Willicombe Park, Royal Tunbridge Wells, Kent.

Opening soon:

Chobham, Woking, Surrey.

Fairmile, Cobham, Surrey.

Scarcroft Park, Leeds, West Yorkshire.

Sunningdale Park, Ascot, Berkshire.

Wycliffe Park, Horsleys Green, Stokenchurch.

www.audleyvillages.co.uk

Images from a variety of Audley villages.
All images for illustration purposes only.

Audley Court Ltd, Registered in England and Wales
Company number 05160167
65 High Street, Egham, Surrey TW20 9EY



June 2021

